



# SPEKTRA DECOR QUARZ


**SPEKTRA DECOR QUARZ** is a decorative siloxane-based coating used to protect and decorate indoor and outdoor wall surfaces. The results achieved when using this coating attract the attention of even the most inattentive of visitors, and oblige them to observe the sophisticated depths and velvety matt wall surfaces.

The coating is highly vapour permeable, water-repellent and resistant to atmospheric influence. Different manners of applying coating **SPEKTRA DECOR QUARZ** result in a variety of decorative effects; from a strong shading to a soft shading effect only perceivable to an attentive eye, to a uniform velvety matt surface.

Coating **SPEKTRA DECOR QUARZ** offers a wide range of interior uses, as well as when constructing new or renovating old – even heritage-protected – facade surfaces. It is easy to use. Decorative techniques with **SPEKTRA DECOR QUARZ** can also be used on very large surfaces. Its vapour permeability enables the use of decorative techniques on all construction substrates.

**SPEKTRA DECOR QUARZ** packaging:  
2 l – base + 30 shades according to the HGMIX system

**Consumption:**  
1 L covers 5–7 m<sup>2</sup> of surface in one coat.



## Decorative technique system

1. Old and new surfaces must be cleaned of dust, poorly bonded particles or old paint with poor adhesion, all the way to the healthy solid substrate. Check the moisture in the substrate, which must not exceed 3 %, and then impregnate with **SPEKTRA Impregnation Acryl Special** or **SPEKTRA Impregnation Acryl** (thinned with water in a 1 : 3 ratio).
2. Smoothen the surface with **SPEKTRA Level Rough**, **SPEKTRA Level Medium** or **SPEKTRA Level Fine**.
3. After the surface is smoothened, sanded and cleaned of dust, paint with **SPEKTRA Decor Grund** primer to achieve a uniform white surface.
4. Decorative coating **SPEKTRA DECOR QUARZ** should be thinned with up to 10 % water and applied with a wide brush in a crossing technique or a uniform application in all directions. Once the coating starts drying, we recommend “smoothening” it with a soft brush to additionally increase the side-view matt effect and the velvety appearance of the coating. On larger surfaces, it is recommended that the application and smoothening phases be done by two painters to ensure a uniform coat on the entire surface.



# DECOR QUARZ



**Helios TBLUS d.o.o.**  
Količevo 65  
1230 Domžale, Slovenija  
T +386 1 722 40 00  
E deco.coatings@helios.si  
[www.helios-deco.com](http://www.helios-deco.com)  
Member of KANSAI HELIOS.



397961 – EN / 2023




# SPEKTRA DECOR QUARZ




**Warning!**  
Colour shades on the leaflet can differ from the actual colour shade of the coating as a result of different substrates, application and the different colour chart used in print.



DQ 100




DQ 101




DQ 102



DQ 150




DQ 151




DQ 152



DQ 110



DQ 111




DQ 112




DQ 160




DQ 161




DQ 162



DQ 120




DQ 121




DQ 122



DQ 170



DQ 171



DQ 172



DQ 130




DQ 131




DQ 132



DQ 180




DQ 181




DQ 182



DQ 140




DQ 141




DQ 142



DQ 190



DQ 191



DQ 192